




Steel Strips Wheels Limited





PRODUCT CATALOGUE


CAR & MULTI UTILITY VEHICLE





| 1 |  | WHEEL SIZE | WHEEL PART NO. | P.C.D. (mm) x N | OFFSET (mm) | BORE DIA. (mm) | WHEEL WT. (kg) |
|---|---|------------|----------------|-----------------|-------------|----------------|----------------|
| | | 4B x 13 | CA-264 | 100 x 3 | 23.5 | 60 | 3.74 |

| 2 |  | WHEEL SIZE | WHEEL PART NO. | P.C.D. (mm) x N | OFFSET (mm) | BORE DIA. (mm) | WHEEL WT. (kg) |
|---|---|------------|----------------|-----------------|-------------|----------------|----------------|
| | | 4.5J x 13 | CA-66-2 | 114.3 x 4 | 45 | 60 | 5.24 |

| 3 |  | WHEEL SIZE | WHEEL PART NO. | P.C.D. (mm) x N | OFFSET (mm) | BORE DIA. (mm) | WHEEL WT. (kg) |
|---|--|------------|----------------|-----------------|-------------|----------------|----------------|
| | | 5.5J x 14 | CA-259C | 100 x 4 | 40 | 60 | 6.27 |


| 4 |  | WHEEL SIZE | WHEEL PART NO. | P.C.D. (mm) x N | OFFSET (mm) | BORE DIA. (mm) | WHEEL WT. (kg) |
|---|---|------------|----------------|-----------------|-------------|----------------|----------------|
| | | 5.5J x 14 | CA-212C | 100 x 4 | 45 | 60 | 5.96 |


| 5 |  | WHEEL SIZE | WHEEL PART NO. | P.C.D. (mm) x N | OFFSET (mm) | BORE DIA. (mm) | WHEEL WT. (kg) |
|---|---|------------|----------------|-----------------|-------------|----------------|----------------|
| | | 5.5J x 14 | CA-160A | 112 x 5 | 30 | 66.5 | 9.83 |


| 6 |  | WHEEL SIZE | WHEEL PART NO. | P.C.D. (mm) x N | OFFSET (mm) | BORE DIA. (mm) | WHEEL WT. (kg) |
|---|---|------------|----------------|-----------------|-------------|----------------|----------------|
| | | 5.5J x 14 | CA-161A | 112 x 5 | 30 | 66.5 | 9.83 |


CAR & MULTI UTILITY VEHICLE





| 7 |  | WHEEL SIZE | WHEEL PART NO. | P.C.D. (mm) x N | OFFSET (mm) | BORE DIA. (mm) | WHEEL WT. (kg) |
|---|---|------------|----------------|-----------------|-------------|----------------|----------------|
| | | 3.5B x 15 | CA-261 | 100 x 4 | 35 | 56 | 5.75 |

| 8 |  | WHEEL SIZE | WHEEL PART NO. | P.C.D. (mm) x N | OFFSET (mm) | BORE DIA. (mm) | WHEEL WT. (kg) |
|---|---|------------|----------------|-----------------|-------------|----------------|----------------|
| | | 3.5J x 15 | CA-188A | 108 x 4 | 15 | 65 | 6.27 |

| 9 |  | WHEEL SIZE | WHEEL PART NO. | P.C.D. (mm) x N | OFFSET (mm) | BORE DIA. (mm) | WHEEL WT. (kg) |
|---|--|------------|----------------|-----------------|-------------|----------------|----------------|
| | | 6J x 15 | CA-260D | 100 x 4 | 40 | 60 | 7.61 |


| 10 |  | WHEEL SIZE | WHEEL PART NO. | P.C.D. (mm) x N | OFFSET (mm) | BORE DIA. (mm) | WHEEL WT. (kg) |
|----|---|------------|----------------|-----------------|-------------|----------------|----------------|
| | | 6J x 15 | CA-347A | 112 x 5 | 47 | 57.09 | 7.74 |


| 11 |  | WHEEL SIZE | WHEEL PART NO. | P.C.D. (mm) x N | OFFSET (mm) | BORE DIA. (mm) | WHEEL WT. (kg) |
|----|---|------------|----------------|-----------------|-------------|----------------|----------------|
| | | 3.5J x 16 | CA-209 | 108 x 4 | 10 | 65 | 7.27 |


| 12 |  | WHEEL SIZE | WHEEL PART NO. | P.C.D. (mm) x N | OFFSET (mm) | BORE DIA. (mm) | WHEEL WT. (kg) |
|----|---|------------|----------------|-----------------|-------------|----------------|----------------|
| | | 6.5J x 16 | CA-218F | 114.3 x 5 | 50 | 66 | 13 |


CAR & MULTI UTILITY VEHICLE





| 13 |  | WHEEL SIZE | WHEEL PART NO. | P.C.D. (mm) x N | OFFSET (mm) | BORE DIA. (mm) | WHEEL WT. (kg) |
|----|---|------------|----------------|-----------------|-------------|----------------|----------------|
| | | 6.5J x 16 | CA-286 | 120 x 5 | 62 | 65.09 | 11.84 |

| 14 |  | WHEEL SIZE | WHEEL PART NO. | P.C.D. (mm) x N | OFFSET (mm) | BORE DIA. (mm) | WHEEL WT. (kg) |
|----|---|------------|----------------|-----------------|-------------|----------------|----------------|
| | | 4J x 17 | CA-167 | 108 x 5 | 41 | 65 | 8.52 |

| 15 |  | WHEEL SIZE | WHEEL PART NO. | P.C.D. (mm) x N | OFFSET (mm) | BORE DIA. (mm) | WHEEL WT. (kg) |
|----|--|------------|----------------|-----------------|-------------|----------------|----------------|
| | | 8J x 17 | CA-284 | 120 x 5 | 49 | 65.09 | 13.51 |


| 16 |  | WHEEL SIZE | WHEEL PART NO. | P.C.D. (mm) x N | OFFSET (mm) | BORE DIA. (mm) | WHEEL WT. (kg) |
|----|---|------------|----------------|-----------------|-------------|----------------|----------------|
| | | 5.5J x 14 | CA-258B | 100 x 4 | 40 | 60 | 5.96 |


| 17 |  | WHEEL SIZE | WHEEL PART NO. | P.C.D. (mm) x N | OFFSET (mm) | BORE DIA. (mm) | WHEEL WT. (kg) |
|----|---|------------|----------------|-----------------|-------------|----------------|----------------|
| | | 6JX15 | CA-276 | 100 x 4 | 50 | 60 | 8.2 |


| 18 |  | WHEEL SIZE | WHEEL PART NO. | P.C.D. (mm) x N | OFFSET (mm) | BORE DIA. (mm) | WHEEL WT. (kg) |
|----|---|------------|----------------|-----------------|-------------|----------------|----------------|
| | | 5.5J x 15 | CA-294 | 112 x 5 | 46 | 66.5 | 6.8 |


CAR & MULTI UTILITY VEHICLE





| 19 |  | WHEEL SIZE | WHEEL PART NO. | P.C.D. (mm) x N | OFFSET (mm) | BORE DIA. (mm) | WHEEL WT. (kg) |
|----|---|------------|----------------|-----------------|-------------|----------------|----------------|
| | | 3.5B x 15 | CA-290 | 112 x 5 | 28 | 66.5 | 5.75 |

| 20 |  | WHEEL SIZE | WHEEL PART NO. | P.C.D. (mm) x N | OFFSET (mm) | BORE DIA. (mm) | WHEEL WT. (kg) |
|----|---|------------|----------------|-----------------|-------------|----------------|----------------|
| | | 3.5B x 16 | CA-282 | 108 x 5 | 32 | 65 | 6.85 |

| 21 |  | WHEEL SIZE | WHEEL PART NO. | P.C.D. (mm) x N | OFFSET (mm) | BORE DIA. (mm) | WHEEL WT. (kg) |
|----|--|------------|----------------|-----------------|-------------|----------------|----------------|
| | | 6.5J x 16 | CA-353 | 130 x 5 | 38 | 84 | 11.82 |


| 22 |  | WHEEL SIZE | WHEEL PART NO. | P.C.D. (mm) x N | OFFSET (mm) | BORE DIA. (mm) | WHEEL WT. (kg) |
|----|---|------------|----------------|-----------------|-------------|----------------|----------------|
| | | 3.5B x 17 | CA-291 | 112 x 5 | 18 | 66.5 | 8.33 |


| 23 |  | WHEEL SIZE | WHEEL PART NO. | P.C.D. (mm) x N | OFFSET (mm) | BORE DIA. (mm) | WHEEL WT. (kg) |
|----|---|------------|----------------|-----------------|-------------|----------------|----------------|
| | | 4B x 19 | CA-280 | 112 x 5 | 29 | 67.5 | 9.94 |


| 24 |  | WHEEL SIZE | WHEEL PART NO. | P.C.D. (mm) x N | OFFSET (mm) | BORE DIA. (mm) | WHEEL WT. (kg) |
|----|---|------------|----------------|-----------------|-------------|----------------|----------------|
| | | 4.00BX18 | CA-388 | 107.95 x 5 | 15 | 63.35 | 9 |


CAR & MULTI UTILITY VEHICLE





| 25 |  | WHEEL SIZE | WHEEL PART NO. | P.C.D. (mm) x N | OFFSET (mm) | BORE DIA. (mm) | WHEEL WT. (kg) |
|----|---|------------|----------------|-----------------|-------------|----------------|----------------|
| | | 4JX13 | CA-427A | 100X4 | 30 | 57 | 6.00 |

| 26 |  | WHEEL SIZE | WHEEL PART NO. | P.C.D. (mm) x N | OFFSET (mm) | BORE DIA. (mm) | WHEEL WT. (kg) |
|----|---|------------|----------------|-----------------|-------------|----------------|----------------|
| | | 4.5JX13 | CA-429A | 100X4 | 30 | 57 | 6.62 |

| 27 |  | WHEEL SIZE | WHEEL PART NO. | P.C.D. (mm) x N | OFFSET (mm) | BORE DIA. (mm) | WHEEL WT. (kg) |
|----|--|------------|----------------|-----------------|-------------|----------------|----------------|
| | | 4JX13 | CA-401A | 98X4 | 30 | 58.5 | 6.00 |


| 28 |  | WHEEL SIZE | WHEEL PART NO. | P.C.D. (mm) x N | OFFSET (mm) | BORE DIA. (mm) | WHEEL WT. (kg) |
|----|---|------------|----------------|-----------------|-------------|----------------|----------------|
| | | 7JX16 | CA-473 | 139.7X5 | 0 | 108 | 9.74 |


| 29 |  | WHEEL SIZE | WHEEL PART NO. | P.C.D. (mm) x N | OFFSET (mm) | BORE DIA. (mm) | WHEEL WT. (kg) |
|----|---|------------|----------------|-----------------|-------------|----------------|----------------|
| | | 6JX15 | CA-426 | 108X4 | 32 | 65 | 6.51 |


| 30 |  | WHEEL SIZE | WHEEL PART NO. | P.C.D. (mm) x N | OFFSET (mm) | BORE DIA. (mm) | WHEEL WT. (kg) |
|----|---|------------|----------------|-----------------|-------------|----------------|----------------|
| | | 4.5JX13 | CA-477 | 98X4 | 30 | 58.5 | 6.6 |

CAR & MULTI UTILITY VEHICLE



| 31 |  | WHEEL SIZE | WHEEL PART NO. | P.C.D. (mm) x N | OFFSET (mm) | BORE DIA. (mm) | WHEEL WT. (kg) |
|----|---|------------|----------------|-----------------|-------------|----------------|----------------|
| | | 4.5JX13 | CA-476 | 130X4 | 20 | 85 | 6.17 |

| 32 |  | WHEEL SIZE | WHEEL PART NO. | P.C.D. (mm) x N | OFFSET (mm) | BORE DIA. (mm) | WHEEL WT. (kg) |
|----|---|------------|----------------|-----------------|-------------|----------------|----------------|
| | | 4.5JX13 | CA-447 | 112X5 | 30 | 66.5 | 7.0 |

| 33 |  | WHEEL SIZE | WHEEL PART NO. | P.C.D. (mm) x N | OFFSET (mm) | BORE DIA. (mm) | WHEEL WT. (kg) |
|----|--|------------|----------------|-----------------|-------------|----------------|----------------|
| | | 5JX13 | CA-481 | 112X5 | 30 | 66.5 | 7.3 |