





Steel Strips Wheels Limited





PRODUCT CATALOGUE


TRUCK WHEELS

1		WHEEL SIZE	WHEEL PART NO.	P.C.D. (mm) (BOLT HOLE DIA. (mm) x N)	OFFSET (mm)	BORE DIA. (mm)	WHEEL WT. (kg)
		8.5-24	TW-275A	335 (Φ27x10)	180	Φ281	72


2		WHEEL SIZE	WHEEL PART NO.	P.C.D. (mm) (BOLT HOLE DIA. (mm) x N)	OFFSET (mm)	BORE DIA. (mm)	WHEEL WT. (kg)
		22.5x11.75	TW-033B	335 (Φ26x10)	0	Φ281	40.5


3		WHEEL SIZE	WHEEL PART NO.	P.C.D. (mm) (BOLT HOLE DIA. (mm) x N)	OFFSET (mm)	BORE DIA. (mm)	WHEEL WT. (kg)
		22.5x11.75	TW-234	335 (Φ26x10)	120	Φ281	44.0

4		WHEEL SIZE	WHEEL PART NO.	P.C.D. (mm) (BOLT HOLE DIA. (mm) x N)	OFFSET (mm)	BORE DIA. (mm)	WHEEL WT. (kg)
		22.5x9.00	TW-330	335 (Φ26x10)	175	Φ281	41.4

5		WHEEL SIZE	WHEEL PART NO.	P.C.D. (mm) (BOLT HOLE DIA. (mm) x N)	OFFSET (mm)	BORE DIA. (mm)	WHEEL WT. (kg)
		22.5x8.25	TW-329	285.75(Φ26x10)	167.5	Φ220	32.6

TRUCK WHEELS

6		WHEEL SIZE	WHEEL PART NO.	P.C.D. (mm) (BOLT HOLE DIA. (mm) x N)	OFFSET (mm)	BORE DIA. (mm)	WHEEL WT. (kg)
		22.5x8.25	TW-316	285.75(Φ26x10)	167.5	Φ220	31.6

7		WHEEL SIZE	WHEEL PART NO.	P.C.D. (mm) (BOLT HOLE DIA. (mm) x N)	OFFSET (mm)	BORE DIA. (mm)	WHEEL WT. (kg)
		22.5x8.25 DEMOUNT- ABLE	TW-320	NOT APPLICABLE	120.65	Φ472.5	32.2