

Introductory sub-table (I)(a)

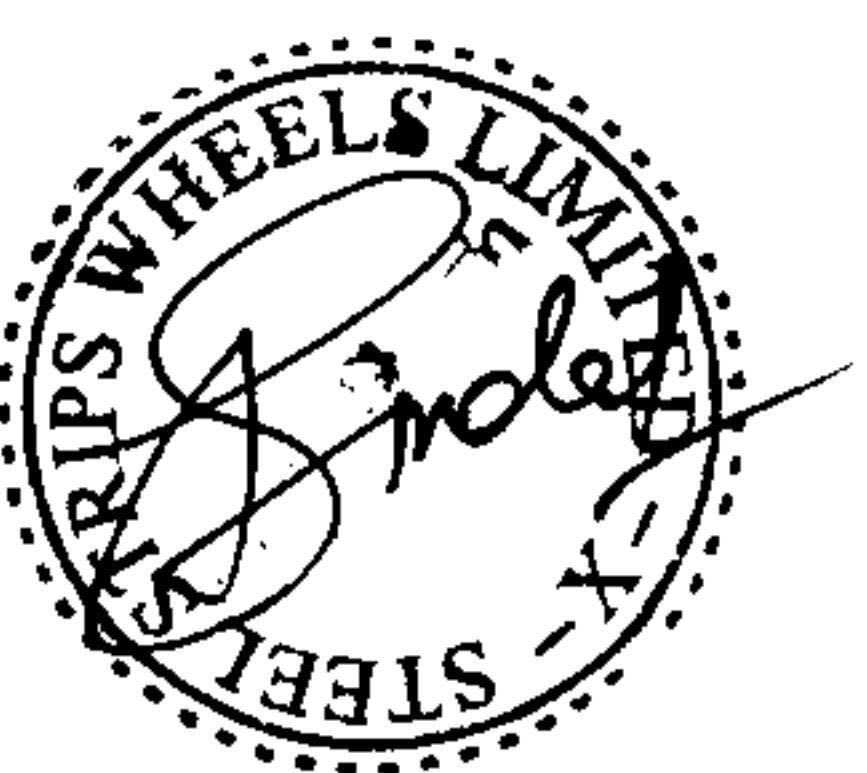
Name of the Company: STEEL STRIPS WHEELS LIMITED			
Scrip Code, Name of the scrip, class of security: 513262, SSWL, EQUITY			
QUARTER ENDING: 30.06.2012			
Partly paid-up shares:-	No. of partly paid-up shares	As a % of total no. of partly paid-up shares	As a % of total no. of shares of the company
Held by promoter/promoter group	0	0	0
Held by public	0	0	0
Total - D	0	0	0
Outstanding convertible securities:-	No. of outstanding securities	As a % of total no. of outstanding convertible securities	As a % of total no. of shares of the company, assuming full conversion of the convertible securities
Held by promoter/promoter group	0	0	0
Held by public	0	0	0
Total - E	0	0	0
Warrants:-	No. of warrants	As a % of total no. of warrants	As a % of total no. of shares of the company, assuming full conversion of warrants
Held by promoter/promoter group	0	0	0
Held by public	0	0	0
Total - F	0	0	0
Total paid-up capital of the company, assuming full conversion of warrants and convertible securities (Grand	15208170	0	0



Statement Showing Shareholding Pattern								
Category code	Category of Shareholder	Number of Shareholders	Table (I)(a)		Total shareholding as a percentage of total number of shares		Shares Pledged or otherwise encumbered	
			Total number of shares	Number of shares held in dematerialized form	As a percentage of (A+B) ¹	As a percentage of (A+B+C)	Number of shares	As a percentage
			(IV)	(V)	(VI)	(VII)	(VIII)	(X) = (VIII)/(IV)*100
(A)	Shareholding of Promoter and Promoter Group²							
1	Indian							
(a)	Individuals/ Hindu Undivided Family	4	4970312	4970312	32.68	32.68	0	0.00
(b)	Central Government/ State Government(s)	0	0	0	0.00	0.00	0	0.00
(c)	Bodies Corporate	12	3214588	2849588	21.14	21.14	500000	15.55
(d)	Financial Institutions/ Banks	0	0	0	0.00	0.00	0	0.00
(e)	Any Others(Specify)	0	0	0	0.00	0.00	0	0.00
(e-i)		0	0	0	0.00	0.00	0	0.00
(e-ii)		0	0	0	0.00	0.00	0	0.00
	Sub Total(A)(1)	16	8184900	7819900	53.82	53.82	500000	6.11
2	Foreign							
a	Individuals (Non-Residents Individuals/ Foreign Individuals)	0	0	0	0.00	0.00	0	0.00
b	Bodies Corporate	0	0	0	0.00	0.00	0	0.00
c	Institutions	0	0	0	0.00	0.00	0	0.00
d	Qualified Foreign Investor	0	0	0	0.00	0.00	0	0.00
e	Any Others(Specify)	0	0	0	0.00	0.00	0	0.00
e-i		0	0	0	0.00	0.00	0	0.00
e-ii		0	0	0	0.00	0.00	0	0.00
	Sub Total(A)(2)	0	0	0	0.00	0.00	0	0.00
	Total Shareholding of Promoter and Promoter Group (A)= (A)(1)+(A)(2)	16	8184900	7819900	53.82	53.82	500000	6.11



Sr.No	Notes
1	The company had allotted 365000 equity shares of Rs. 10/- each at a price of Rs. 300/- per share to DHG Marketing Pvt. Ltd. (Belonging to Promoter Category) in physical form on 12.06.2012 by way of preferential allotment basis. The company had already applied to both the Stock Exchanges (BSE&NSE) for listing of said 365000 shares.
	These shares will be dematerialised after the receipt of final listing and trading approval.
2	The Company had changed grouping of 1300 shares (which includes 1250 physical shares and 50 shares in D-mat form) displayed earlier under the category of 'Bodies Corporate' in the 'Shareholding of Promoter and Promoters Group' to the "Indian Body Corporate" in the "Public" Category, to match the actual disclosure of shareholding made by the Promoter Group.
	These shares were disposed off long back by PACs in the Promoter Group, but not yet lodged for transfer by the purchaser in the Public Category with the Company till date.
	The said disclosure had already made under Clause 35 for the quarter ended 31.12.2011



(B)	Public shareholding								N.A
I	Institutions								
(a)	Mutual Funds/ UTI	7	318350	307950	2.09	2.09	0		
(b)	Financial Institutions / Banks	7	89530	88080	0.59	0.59	0		
(c)	Central Government/ State Government(s)	0	0	0	0.00	0.00	0		
(d)	Venture Capital Funds	0	0	0	0.00	0.00	0		
(e)	Insurance Companies	0	0	0	0.00	0.00	0		
(f)	Foreign Institutional Investors	0	0	0	0.00	0.00	0		
(g)	Foreign Venture Capital Investors	0	0	0	0.00	0.00	0		
(h)	Qualified Foreign Investor	0	0	0	0.00	0.00	0		
(i)	Any Other (specify)	0	0	0	0.00	0.00	0		
	Sub-Total (B)(1)	14	407880	396030	2.68	2.68	0		
B 2	Non-institutions								
(a)	Bodies Corporate								
	Indian Body Corporate	364	3306915	3300715	21.74	21.74			
	Foreign Body Corporate	2	1227000	850000	8.07	8.07			
(b)	Individuals								
I	Individuals -i. Individual shareholders holding nominal share capital up to Rs 1 lakh	11984	1705030	1150814	11.21	11.21			
II	ii. Individual shareholders holding nominal share capital in excess of Rs. 1 lakh.	9	306080	306080	2.01	2.01			
(c)	Qualified Foreign Investor	0	0	0	0.00	0.00			
(d)	Any Other (specify)								
(d-i)	Trusts	1	10300	10300	0.07	0.07			
(d-ii)	Non Resident Indians	88	23686	23686	0.16	0.16			
(d-iii)	Clearing Members	32	8753	8753	0.06	0.06			
(d-iv)	Hindu Undivided Families	173	27626	27226	0.18	0.18			
	Sub-Total (B)(2)	12653	6615390	5677574	43.50	43.50			
(B)	Total Public	12667	7023270	6073604	46.18	46.18	0		
	TOTAL (A)+(B)	12683	15208170	13893504	100.00	100.00	500000		3.29
(C)	Shares held by Custodians and against which Depository Receipts have been issued								
1	Promoter and Promoter Group	0	0	0	0	0.00	0.00		
2	Public	0	0	0	0	0.00	0.00		
	Sub-Total (C)	0	0	0	0	0	0		0.00
	GRAND TOTAL (A)+(B)+(C)	12683	15208170	13893504	100.00	100.00	500000		3.29



(I)(b) Statement showing holding of securities (including shares, warrants, convertible securities) of persons belonging to the category "Promoter and Promoter Group"

Sr. No.	Name of the shareholder	Details of Shares held		Encumbered shares (*)			Details of warrants		Details of convertible securities		Total shares (including underlying shares assuming full conversion of warrants and convertible securities) as a % of diluted share capital
		Number of shares held	As a % of grand total (A)+(B)+(C)	No.	As a percentage	As a % of grand total (A)+(B)+(C) of sub-clause (I)(a)	Number of warrants held	As a % total number of warrants of the same class	Number of convertible securities held	As a % total number of convertible securities of the same class	
(I)	(II)	(III)	(IV)	(V)	(VI)=(V)/(III)*100	(VII)	(VIII)	(IX)	(X)	(XI)	(XII)
1	R K Garg	289084	1.90	0	0.00	0.00	0	0	0	0	0
2	Dheeraj Garg	4640228	30.51	0	0.00	0.00	0	0	0	0	0
3	Sunena Garg	3500	0.02		0.00	0.00		0	0	0	0
4	Priya Garg	37500	0.25	0	0.00	0.00	0	0	0	0	0
5	Munak Investments (p) Ltd	400	0.00	0	0.00	0.00	0	0	0	0	0
6	Malwa Chemtex Udyog Ltd	385000	2.53	0	0.00	0.00		0	0	0	0
7	S J Mercantile P Ltd	1200	0.01	0	0.00	0.00	0	0	0	0	0
8	Munak International P Ltd	2200	0.01	0	0.00	0.00		0	0	0	0
9	Steel Strips Financiers P Ltd.	20000	0.13		0.00	0.00	0	0	0	0	0
10	S S Credits P Ltd	1600	0.01	0	0.00	0.00	0	0	0	0	0
11	Steel Strips Holdings P Ltd.	120	0.00	0	0.00	0.00	0	0	0	0	0
12	Malwa Holdings P Ltd	400	0.00	0	0.00	0.00	0	0	0	0	0
13	SAB Industries Ltd.	1293686	8.51	500000	38.65	3.29	0	0		0	
14	SAB Udyog Ltd.	1142582	7.51	0	0		0	0	0	0	0
15	Chandigarh Developers P Ltd.	2400	0.02	0	0	0.00	0	0	0	0	0
16	DHG Marketing Private Ltd.	365000	2.40	0	0	0.00	0	0	0	0	0
Total		8184900	53.82	500000	6.11	3.29	0	0	0	0	0

(*) The term "encumbrance" has the same meaning as assigned to it in regulation 28(3) of the SAST Regulations, 2011




(I)(c)(i) Statement showing holding of securities (including shares, warrants, convertible securities) of persons belonging category "Public" and holding more than 1% of the total number of shares

Sr. No.	Name of the shareholder	Number of shares held	Shares as a percentage of total number of shares {i.e., Grand Total (A)+(B)+(C) indicated in Statement at para (I)(a) above}	Details of warrants		Details of convertible securities		Total shares (including underlying shares assuming full conversion of warrants and convertible securities) as a % of diluted share capital
				Number of warrants held	As a % of total number of warrants of the same class	Number of convertible securities held	% w.r.t total number of convertible securities of the same class	
1	Bloomen Flora Ltd	489316	3.22		0	0	0	0
2	DSP Blackrock Micro Cap Fund	297550	1.96		0	0	0	0
3	Priya Tools Ltd.	526874	3.46		0	0	0	0
4	SCM Fintrade P Ltd.	487691	3.21	0	0	0	0	0
5	Kalimati Investment Pvt. Ltd.	1255856	8.26	0	0	0	0	0
6	Sumitomo Metal Industries Ltd.	850000	5.59	0	0	0	0	0
7	GS Global Corp.	377000	2.48	0	0	0	0	0
TOTAL		4284287	28.17	0	0	0	0	0




(I)(c)(ii) Statement showing holding of securities (including shares, warrants, convertible securities) of persons (together with PAC) belonging to the category "Public" and holding more than 5% of the total number of shares of the company

Sr. No.	Name(s) of the shareholder(s) and the Persons Acting in Concert (PAC) with them	Number of shares	Shares as a percentage of total number of shares {i.e., Grand Total (A)+(B)+(C) indicated in Statemen	Details of warrants		Details of convertible securities		Total shares (including underlying shares assuming full conversion of warrants and convertible securities) as a % of diluted share capital
				Number of warrants	As a % total number of warrants of the same class	Number of convertible securities held	% w.r.t total number of convertible securities of the same class	
1	Kalimati Investment Pvt. Ltd.	1255856	8.26	0	0	0	0	0
2	Sumitomo Metal Industries Ltd.	850000	5.59	0	0	0	0	0
TOTAL		2105856	13.85	0	0	0	0	0



(I)(d) Statement showing details of locked-in shares

Sr. No.	Name of the shareholder	Number of locked-in shares	Locked-in shares as a percentage of total number of shares {i.e., Grand Total (A)+(B)+(C) indicated in Statement at para (I)(a) above}
1	Dheeraj Garg	550000	3.62
2	R.K.Garg	289084	1.90
3	DHG Marketing Private Ltd.	365000	2.40
TOTAL		1204084	7.92



(II) Statement showing details of Depository Receipts

(a) (DRs)

Sr. No.	Type of outstanding DR (ADRs, GDRs, SDRs, etc.)	Number of outstanding DRs	Number of shares underlying outstanding DRs	Shares underlying outstanding DRs as a percentage of total number of shares {i.e., Grand Total (A)+(B)+(C) indicated in Statement at para (I)(a) above}
1	N.A	N.A	N.A	N.A
2				
3				
TOTAL		N.A	N.A	N.A



(II)(b) Statement showing holding of Depository Receipts (DRs), where underlying shares held by "promoter/promoter group" are in excess of 1% of the total number of shares

Sr. No.	Name of the DR Holder	Type of outstanding DR (ADRs, GDRs, SDRs, etc.)	Number of shares underlying outstanding DRs	Shares underlying outstanding DRs as a percentage of total number of shares {i.e., Grand Total (A)+(B)+(C) indicated in Statement at para (I)(a) above}
1	N.A	N.A	N.A	N.A
2				
TOTAL		N.A	N.A	N.A

