



Introductory sub-table (I)(a)


Name of the Company: STEEL STRIPS WHEELS LIMITED			
Scrip Code, Name of the scrip, class of security: 513262, SSWL, EQUITY			
QUARTER ENDING: 30.06.2014			
Partly paid-up shares:-	No. of partly paid-up shares	As a % of total no. of partly paid-up shares	As a % of total no. of shares of the company
Held by promoter/promoter group	0	0	0
Held by public	0	0	0
Total - D	0	0	0
Outstanding convertible securities:-	No. of outstanding securities	As a % of total no. of outstanding convertible securities	As a % of total no. of shares of the company, assuming full conversion of the convertible securities
Held by promoter/promoter group	0	0	0
Held by public	0	0	0
Total - E	0	0	0
Warrants:-	No. of warrants	As a % of total no. of warrants	As a % of total no. of shares of the company, assuming full conversion of warrants
Held by promoter/promoter group	0	0	0
Held by public	0	0	0
Total - F	0	0	0



Statement Showing Shareholding Pattern								
			Table (I)(a)					
Category code	Category of Shareholder	Number of Shareholders	Total number of shares	Number of shares held in dematerialized form	Total shareholding as a percentage of total number of shares		Shares Pledged or otherwise encumbered	
					As a percentage of(A+B) ¹	As a percentage of (A+B+C)	Number of shares	As a percentage
(I)	(II)	(III)	(IV)	(V)	(VI)	(VII)	(VIII)	(IX) = (VIII)/(IV)*100
(A)	Shareholding of Promoter and Promoter Group²							
1	Indian							
(a)	Individuals/ Hindu Undivided Family	4	5001714	5001714	32.89	32.89	0	0.00
(b)	Central Government/ State Government(s)	0	0	0	0.00	0.00	0	0.00
(c)	Bodies Corporate	12	3689872	3689872	24.26	24.26	500000	13.55
(d)	Financial Institutions/ Banks	0	0	0	0.00	0.00	0	0.00
(e)	Any Others(Specify)	0	0	0	0.00	0.00	0	0.00
(e-i)		0	0	0	0.00	0.00	0	0.00
(e-ii)		0	0	0	0.00	0.00	0	0.00
	Sub Total(A)(1)	16	8691586	8691586	57.15	57.15	500000	5.75
2	Foreign							
a	Individuals (Non-Residents Individuals/ Foreign Individuals)	0	0	0	0.00	0.00	0	0.00
b	Bodies Corporate	0	0	0	0.00	0.00	0	0.00
c	Institutions	0	0	0	0.00	0.00	0	0.00
d	Qualified Foreign Investor	0	0	0	0.00	0.00	0	0.00
e	Any Others(Specify)	0	0	0	0.00	0.00	0	0.00
e-i		0	0	0	0.00	0.00	0	0.00
e-ii		0	0	0	0.00	0.00	0	0.00
	Sub Total(A)(2)	0	0	0	0.00	0.00	0	0.00
	Total Shareholding of Promoter and Promoter Group (A)= (A)(1)+(A)(2)	16	8691586	8691586	57.15	57.15	500000	5.75



(B)	Public shareholding							N.A
1	Institutions							
(a)	Mutual Funds/ UTI	4	10400	0	0.07	0.07	0	
(b)	Financial Institutions / Banks	6	84686	83236	0.56	0.56	0	
(c)	Central Government/ State Government(s)	0	0	0	0.00	0.00	0	
(d)	Venture Capital Funds	0	0	0	0.00	0.00	0	
(e)	Insurance Companies	0	0	0	0.00	0.00	0	
(f)	Foreign Institutional Investors	0	0	0	0.00	0.00	0	
(g)	Foreign Venture Capital Investors	0	0	0	0.00	0.00	0	
(h)	Qualified Foreign Investor	0	0	0	0.00	0.00	0	
(i)	Any Other (specify)	0	0	0	0.00	0.00	0	
	Sub-Total (B)(1)	10	95086	83236	0.63	0.63	0	
B 2	Non-institutions							
(a)	Bodies Corporate							
	Indian Body Corporate*	301	3118595	3112395	20.51	20.51		
	Foreign Body Corporate	2	1227000	850000	8.07	8.07		
(b)	Individuals							
I	Individuals -i. Individual shareholders holding nominal share capital up to Rs 1 lakh	10468	1624967	1099149	10.68	10.68		
II	ii. Individual shareholders holding nominal share capital in excess of Rs. 1 lakh.	13	228901	228901	1.51	1.51		
(c)	Qualified Foreign Investor	0	0	0	0.00	0.00		
(d)	Any Other (specify)							
(d-i)	Trusts	1	9300	9300	0.06	0.06		
(d-ii)	Non Resident Indians	76	40542	40542	0.27	0.27		
(d-iii)	Clearing Members	233	141733	141733	0.93	0.93		
(d-iv)	Hindu Undivided Families	162	30460	30060	0.20	0.20		
	Sub-Total (B)(2)	11256	6421498	5512080	42.22	42.22		
(B)	Total Public	11266	6516584	5595316	42.85	42.85	0	
	TOTAL (A)+(B)	11282	15208170	14286902	100.00	100.00	500000	3.29
(C)	Shares held by Custodians and against which Depository Receipts have been issued							
1	Promoter and Promoter Group	0	0	0	0	0.00	0.00	
2	Public	0	0	0	0	0.00	0.00	
	Sub-Total (C)	0	0	0	0	0	0	0.00
	GRAND TOTAL (A)+(B)+©	11282	15208170	14286902	100.00	100.00	500000	3.29



Notes

Shareholding of Chandigarh Developers (P) Ltd. have shown 457183 shares under the category of Shareholding of Promoter and Promoter group Indian Bodies Corporate, include 6309 shares which are standing in its trading account in D-mat form and have not yet been transferred in their personal D-mat account.

Accordingly shareholding of Body corporate under the category of shareholding of non-Institution-Indian body corporate have been reduced by 6309 shares.



(I)(b) Statement showing holding of securities (including shares, warrants, convertible securities) of persons belonging to category "Promoter and Promoter Group"

Sr. No.	Name of the shareholder	Details of Shares held		Encumbered shares (*)			Details of warrant		Details of convertible securities		Total shares (including underlying shares assuming full conversion of warrants and convertible securities) as a % of diluted share capital
		Number of shares held	As a % of grand total (A)+(B)+(C)	No.	As a percentage	As a % of grand total (A)+(B)+(C) of sub-clause (I)(a)	Number of warrants held	As a % total number of warrants of the same class	Number of convertible securities held	As a % total number of convertible securities of the same class	
(I)	(II)	(III)	(IV)	(V)	(VI)=(V)/(III)*100	(VII)	(VIII)	(IX)	(X)	(XI)	(XII)
1	R K Garg	292571	1.92	0	0.00	0.00	0	0	0	0	0
2	Dheeraj Garg	4640228	30.51	0	0.00	0.00	0	0	0	0	0
3	Sunena Garg	3500	0.02		0.00	0.00		0	0	0	0
4	Priya Garg	65415	0.43	0	0.00	0.00	0	0	0	0	0
5	Munak Investments (p) Ltd	400	0.00	0	0.00	0.00	0	0	0	0	0
6	Malwa Chemtex Udyog Ltd	385000	2.53	0	0.00	0.00		0	0	0	0
7	S J Mercantile P Ltd	1200	0.01	0	0.00	0.00	0	0	0	0	0
8	Munak International P Ltd	2200	0.01	0	0.00	0.00		0	0	0	0
9	Steel Strips Financiers P Ltd.	20000	0.13		0.00	0.00	0	0	0	0	0
10	S S Credits P Ltd	1600	0.01	0	0.00	0.00	0	0	0	0	0
11	Steel Strips Holdings P Ltd.	120	0.00	0	0.00	0.00	0	0	0	0	0
12	Malwa Holdings P Ltd	400	0.00	0	0.00	0.00	0	0	0	0	0
13	SAB Industries Ltd.	1314187	8.64	500000	38.05	3.29	0	0		0	
14	SAB Udyog Ltd.	1142582	7.51	0	0		0	0	0	0	0
15	Chandigarh Developers P Ltd.*	457183	3.01	0	0	0.00	0	0	0	0	
16	DHG Marketing Private Ltd.	365000	2.40	0	0	0.00	0	0	0	0	0
Total		8691586	57.15	500000	5.75	3.29	0	0	0	0	0

(*) The term "encumbrance" has the same meaning as assigned to it in regulation 28(3) of the SAST Regulations, 2011




(I)(c)(i) Statement showing holding of securities (including shares, warrants, convertible securities) of persons belonging category "Public" and holding more than 1% of the total number of shares

Sr. No.	Name of the shareholder	Number of shares held	Shares as a percentage of total number of shares {i.e., Grand Total (A)+(B)+(C) indicated in Statement at para (I)(a) above}	Details of warrants		Details of convertible securities		Total shares (including underlying shares assuming full conversion of warrants and convertible securities) as a % of diluted share capital
				Number of warrants held	As a % total number of warrants of the same class	Number of convertible securities held	% w.r.t total number of convertible securities of the same class	
1	Bloomen Flora Ltd	489316	3.22		0	0	0	0
2	Priya Tools Ltd.	526874	3.46		0	0	0	0
3	SCM Fintrade P Ltd.	487691	3.21	0	0	0	0	0
4	Kalimati Investment Co. Ltd.	1255856	8.26	0	0	0	0	0
5	Sumitomo Metal Industries Ltd.	850000	5.59	0	0	0	0	0
6	GS Global Corp.	377000	2.48	0	0	0	0	0
TOTAL		3986737	26.21	0	0	0	0	0




(I)(c)(ii) Statement showing holding of securities (including shares, warrants, convertible securities) of persons (together with PAC) belonging to the category "Public" and holding more than 5% of the total number of shares of the company

Sr. No.	Name(s) of the shareholder(s) and the Persons Acting in Concert (PAC) with them	Number of shares	Shares as a percentage of total number of shares {i.e., Grand Total (A)+(B)+(C) indicated in Statemen	Details of warrants		Details of convertible securities		Total shares (including underlying shares assuming full conversion of warrants and convertible securities) as a % of diluted share capital
				Number of warrants	As a % total number of warrants of the same class	Number of convertible securities held	% w.r.t total number of convertible securities of the same class	
1	Kalimati Investment Co. Ltd.	1255856	8.26	0	0	0	0	0
2	Sumitomo Metal Industries Ltd.	850000	5.59	0	0	0	0	0
TOTAL		2105856	13.85	0	0	0	0	0



(I)(d) Statement showing details of locked-in shares

Sr. No.	Name of the shareholder	Number of locked-in shares	Locked-in shares as a percentage of total number of shares {i.e., Grand Total (A)+(B)+(C) indicated in Statement at para (I)(a) above}
1	DHG Marketing Private Ltd.	365000	2.40
TOTAL		365000	2.40



(II) Statement showing details of Depository Receipts

(a) (DRs)

Sr. No.	Type of outstanding DR (ADRs, GDRs, SDRs, etc.)	Number of outstanding DRs	Number of shares underlying outstanding DRs	Shares underlying outstanding DRs as a percentage of total number of shares {i.e., Grand Total (A)+(B)+(C) indicated in Statement at para (I)(a) above}
1	N.A	N.A	N.A	N.A
2				
3				
TOTAL		N.A	N.A	N.A



Statement showing holding of Depository Receipts (DRs), where underlying shares held by "promoter/promoter group" are in excess of 1% of the total number of shares

Sr. No.	Name of the DR Holder	Type of outstanding DR (ADRs, GDRs, SDRs, etc.)	Number of shares underlying outstanding DRs	Shares underlying outstanding DRs as a percentage of total number of shares {i.e., Grand Total (A)+(B)+(C) indicated in Statement at para (I)(a) above}
1	N.A	N.A	N.A	N.A
2				
TOTAL		N.A	N.A	N.A

