


Introductory sub-table (I)(a)

<b>Name of the Company: STEEL STRIPS WHEELS LIMITED</b>			
<b>Scrip Code, Name of the scrip, class of security: 513262, SSWL, EQUITY</b>			
<b>Quarter ended: 30.09.2011</b>			
<b>Partly paid-up shares:-</b>			
	<b>No. of partly paid-up shares</b>	<b>As a % of total no. of partly paid-up shares</b>	<b>As a % of total no. of shares of the company</b>
Held by promoter/promoter group	0	0	0
Held by public	0	0	0
<b>Total - D</b>	<b>0</b>	<b>0</b>	<b>0</b>
<b>Outstanding convertible securities:-</b>			
	<b>No. of outstanding securities</b>	<b>As a % of total no. of outstanding convertible securities</b>	<b>As a % of total no. of shares of the company, assuming full conversion of the convertible securities</b>
Held by promoter/promoter group	0	0	0
Held by public	0	0	0
<b>Total - E</b>	<b>0</b>	<b>0</b>	<b>0</b>
<b>Warrants:-</b>			
	<b>No. of warrants</b>	<b>As a % of total no. of warrants</b>	<b>As a % of total no. of shares of the company, assuming full conversion of warrants</b>
Held by promoter/promoter group	0	0	0
Held by public	0	0	0
<b>Total - F</b>	<b>0</b>	<b>0</b>	<b>0</b>
<b>Total paid-up capital of the company, assuming full conversion of warrants and convertible securities (Grand Total (A+B+C)+ D+E+F )</b>	<b>14843170</b>	<b>0</b>	<b>100</b>




### Statement Showing Shareholding Pattern

			Table (1) (a)					
Category code	Category of Shareholder	Number of Shareholders	Total number of shares	Number of shares held in dematerialized form	Total shareholding as a percentage of total number of shares		Shares Pledged or otherwise encumbered	
					As a percentage of(A+B) <sup>1</sup>	As a percentage of (A+B+C)	Number of shares	As a percentage
(I)	(II)	(III)	(IV)	(V)	(VI)	(VII)	(VIII)	(IX)= (VIII)/(IV)*100
<b>(A)</b>	<b>Shareholding of Promoter and Promoter Group<sup>2</sup></b>							
<b>1</b>	<b>Indian</b>							
(a)	Individuals/ Hindu Undivided Family	4	4934627	4934627	33.25	33.25	0	0.00
(b)	Central Government/ State Government(s)	0	0	0	0.00	0.00	0	0.00
(c)	Bodies Corporate	13	2848488	2847238	19.19	19.19	500000	17.55
(d)	Financial Institutions/ Banks	0	0	0	0.00	0.00	0	0.00
(e)	Any Others(Specify)	0	0	0	0.00	0.00	0	0.00
(e-i)		0	0	0	0.00	0.00	0	0.00
(e-ii)		0	0	0	0.00	0.00	0	0.00
	<b>Sub Total(A)(1)</b>	<b>17</b>	<b>7783115</b>	<b>7781865</b>	<b>52.44</b>	<b>52.44</b>	<b>500000</b>	<b>6.42</b>
<b>2</b>	<b>Foreign</b>							
a	Individuals (Non-Residents Individuals/ Foreign Individuals)	0	0	0	0.00	0.00	0	0.00
b	Bodies Corporate	0	0	0	0.00	0.00	0	0.00
c	Institutions	0	0	0	0.00	0.00	0	0.00
d	Any Others(Specify)	0	0	0	0.00	0.00	0	0.00
d-i		0	0	0	0.00	0.00	0	0.00
d-ii		0	0	0	0.00	0.00	0	0.00
	<b>Sub Total(A)(2)</b>	<b>0</b>	<b>0</b>	<b>0</b>	<b>0.00</b>	<b>0.00</b>	<b>0</b>	<b>0.00</b>
	<b>Total Shareholding of Promoter and Promoter Group (A)= (A)(1)+(A)(2)</b>	<b>17</b>	<b>7783115</b>	<b>7781865</b>	<b>52.44</b>	<b>52.44</b>	<b>500000</b>	<b>6.42</b>




<b>(B)</b>	<b>Public shareholding</b>							N.A	N.A
<b>1</b>	<b>Institutions</b>								
(a)	Mutual Funds/ UTI	8	351879	341379	2.37	2.37			
(b)	Financial Institutions / Banks	5	88830	87380	0.60	0.60			
(c)	Central Government/ State Government(s)	0	0	0	0.00	0.00			
(d)	Venture Capital Funds	0	0	0	0.00	0.00			
(e)	Insurance Companies	0	0	0	0.00	0.00			
(f)	Foreign Institutional Investors	0	0	0	0.00	0.00			
(g)	Foreign Venture Capital Investors	0	0	0	0.00	0.00			
(h)	Any Other (specify)	0	0	0	0.00	0.00			
(h-i)		0	0	0	0.00	0.00			
(h-ii)		0	0	0	0.00	0.00			
	<b>Sub-Total (B)(1)</b>	<b>13</b>	<b>440709</b>	<b>428759</b>	<b>2.97</b>	<b>2.97</b>			
<b>B 2</b>	<b>Non-institutions</b>								
(a)	<b>Bodies Corporate</b>								
	Indian Body Corporate	423	3312573	3307598	22.32	22.32			
	Foreign Boady Corporate	2	1227000	850000	8.27	8.27			
(b)	<b>Individuals</b>								
I	Individuals -i. Individual shareholders holding nominal share capital up to Rs 1 lakh	12044	1681544	1117103	11.33	11.33			
II	ii. Individual shareholders holding nominal share capital in excess of Rs. 1 lakh.	9	317530	317530	2.14	2.14			
(c)	<b>Any Other (specify)</b>								
(c-i)	Trust	1	9000	9000	0.06	0.06			
(c-ii)	Non resident Indian	91	26448	26448	0.18	0.18			
(c-iii)	Clearing Members	37	19654	19654	0.13	0.13			
(c-iv)	Hindu Undivided Family	163	25597	25197	0.17	0.17			
	<b>Sub-Total (B)(2)</b>	<b>12770</b>	<b>6619346</b>	<b>5672530</b>	<b>44.60</b>	<b>44.60</b>			
<b>(B)</b>	<b>Total Public Shareholding (B)= (B)(1)+(B)(2)</b>	<b>12783</b>	<b>7060055</b>	<b>6101289</b>	<b>47.56</b>	<b>47.56</b>			
	<b>TOTAL (A)+(B)</b>	<b>12800</b>	<b>14843170</b>	<b>13883154</b>	<b>100.00</b>	<b>100.00</b>	<b>500000</b>	<b>3.37</b>	
<b>(C)</b>	<b>Shares held by Custodians and against which Depository Receipts have been issued</b>								
1	Promoter and Promoter Group	0	0	0	0	0.00	0	0.00	
2	Public	0	0	0	0	0.00	0	0.00	
	<b>Sub-Total (C)</b>	<b>0</b>	<b>0</b>	<b>0</b>	<b>0</b>	<b>0</b>	<b>0</b>	<b>0</b>	
	<b>GRAND TOTAL (A)+(B)+(C)</b>	<b>12800</b>	<b>14843170</b>	<b>13883154</b>	<b>100.00</b>	<b>100.00</b>	<b>500000</b>	<b>3.37</b>	



**(I)(b) Statement showing Shareholding of persons belonging to the category  
“Promoter and Promoter Group”**

Sr. No.	Name of the shareholder	Total shares held		Shares pledged or otherwise encumbered		
		Number of shares	As a % of grand total (A)+(B)+(C)	Number	As a percentage	As a % of grand total (A)+(B)+(C) of sub-clause (I)(a)
(I)	(II)	(III)	(IV)	(V)	(VI)=(V)/(II)*100	(VII)
1	Sh. R.K.Garg*	258785	1.74	0	0.00	0.00
2	Sh. Dheeraj Garg	4634842	31.23	0	0.00	0.00
3	Ms. Sunena Garg	3500	0.02	0	0.00	0.00
4	Ms. Priya Garg	37500	0.25	0	0.00	0.00
5	SAB Udyog Limited	1142582	7.70	0	0.00	0.00
6	SAB Industries Ltd	1293686	8.72	500000	38.65	3.37
7	Malwa Chemtex Udyog Ltd	385000	2.59	0	0.00	0.00
8	Steel Strips Financial Pvt. Ltd	20000	0.13	0	0.00	0.00
9	Munak International Pvt. Ltd	2250	0.02	0	0.00	0.00
10	S.S. Credits Pvt. Ltd	1600	0.01	0	0.00	0.00
11	S.J. Mercantile Pvt. Ltd	1250	0.01	0	0.00	0.00
12	Malwa Holdings Pvt. Ltd	400	0.00	0	0.00	0.00
13	Munak Investment Pvt. Ltd	400	0.00	0	0.00	0.00
14	Steel Strips Limited	300	0.00	0	0.00	0.00
15	Steel Strips Industries Ltd.	500	0.00	0	0.00	0.00
16	Munak Financiers Pvt. Ltd	400	0.00	0	0.00	0.00
17	Steel Strips Holdings Pvt. Ltd	120	0.00	0	0.00	0.00
<b>TOTAL</b>		<b>7783115</b>	<b>52.44</b>	<b>500000</b>	<b>6.42</b>	<b>3.37</b>

\* Sh. R. K. Garg holds 258785 shares, it includes 40,000 shares which are not yet transferred in his D-mat Account.



**(I)(c) Statement showing Shareholding of persons belonging to the category “Public” and holding more than 1% of the total number of shares**

<b>Sr. No.</b>	<b>Name of the shareholder</b>	<b>Number of shares</b>	<b>Shares as a percentage of total number of shares {i.e., Grand Total (A)+(B)+(C) indicated in Statement at para (I)(a) above}</b>
1	DSP Blackrock Micro Cap Fund	281479	1.90
2	Kalimati Investment Company Limited	1255856	8.46
3	Priya Tools Limited	526874	3.55
4	Bloomen Flora Limited	445663	3.00
5	SCM Fintrade Pvt. Ltd	487691	3.29
6	Sumitomo Metal Industries Limited	850000	5.73
7	GS Global Corp.	377000	2.54
<b>TOTAL</b>		<b>4224563</b>	<b>28.46</b>





**(I)(d) Statement showing details of locked-in shares**

<b>Sr. No.</b>	<b>Name of the shareholder</b>	<b>Number of locked-in shares</b>	<b>Locked-in shares as a percentage of total number of shares {i.e., Grand Total (A)+(B)+(C) indicated in Statement at para (I)(a) above}</b>
1	Sh. Dheeraj Garg	550000	3.71
2	GS Global Corp.	377000	2.54
3	Sumitomo Metal Industries Ltd.	850000	5.73
<b>TOTAL</b>		<b>1777000</b>	<b>11.97</b>



**(II)(a) Statement showing details of Depository Receipts (DRs)**

Sr. No.	Type of outstanding DR (ADRs, GDRs, SDRs, etc.)	Number of outstanding DRs	Number of shares underlying outstanding DRs	Shares underlying outstanding DRs as a percentage of total number of shares {i.e., Grand Total (A)+(B)+(C) indicated in Statement at para (I)(a) above}
1	NA	NA	NA	NA
<b>TOTAL</b>		NA	NA	NA



**(II)(b) Statement showing holding of Depository Receipts (DRs), where underlying shares held by "promoter/promoter group" are in excess of 1% of the total number of shares**

Sr. No.	Name of the DR Holder	Type of outstanding DR (ADRs, GDRs, SDRs, etc.)	Number of shares underlying outstanding DRs	Shares underlying outstanding DRs as a percentage of total number of shares {i.e., Grand Total (A)+(B)+(C) indicated in Statement at para (I)(a) above}
1	NA	NA	NA	NA
<b>TOTAL</b>		NA	NA	NA

