


Introductory sub-table (I)(a)

Name of the Company: STEEL STRIPS WHEELS LIMITED			
Scrip Code, Name of the scrip, class of security: 513262, SSWL, EQUITY			
QUARTER ENDING: 30.09.2012			
Partly paid-up shares:-	No. of partly paid-up shares	As a % of total no. of partly paid-up shares	As a % of total no. of shares of the company
Held by promoter/promoter group	0	0	0
Held by public	0	0	0
Total - D	0	0	0
Outstanding convertible securities:-	No. of outstanding securities	As a % of total no. of outstanding convertible securities	As a % of total no. of shares of the company, assuming full conversion of the convertible securities
Held by promoter/promoter group	0	0	0
Held by public	0	0	0
Total - E	0	0	0
Warrants:-	No. of warrants	As a % of total no. of warrants	As a % of total no. of shares of the company, assuming full conversion of warrants
Held by promoter/promoter group	0	0	0
Held by public	0	0	0
Total - F	0	0	0
Total paid-up capital of the company, assuming full conversion of warrants and convertible securities (Grand	15208170	0	0



Statement Showing Shareholding Pattern								
Category code	Category of Shareholder	Number of Shareholders	Table (I)(a)		Total shareholding as a percentage of total number of shares		Shares Pledged or otherwise encumbered	
			Total number of shares	Number of shares held in dematerialized form	As a percentage of (A+B) ¹	As a percentage of (A+B+C)	Number of shares	As a percentage
			(IV)	(V)	(VI)	(VII)	(VIII)	(X) = (VIII)/(IV)*100
(A)	Shareholding of Promoter and Promoter Group²							
1	Indian							
(a)	Individuals/ Hindu Undivided Family	4	4970312	4970312	32.68	32.68	0	0.00
(b)	Central Government/ State Government(s)	0	0	0	0.00	0.00	0	0.00
(c)	Bodies Corporate	12	3214588	3214588	21.14	21.14	500000	15.55
(d)	Financial Institutions/ Banks	0	0	0	0.00	0.00	0	0.00
(e)	Any Others(Specify)	0	0	0	0.00	0.00	0	0.00
(e-i)		0	0	0	0.00	0.00	0	0.00
(e-ii)		0	0	0	0.00	0.00	0	0.00
	Sub Total(A)(1)	16	8184900	8184900	53.82	53.82	500000	6.11
2	Foreign							
a	Individuals (Non-Residents Individuals/ Foreign Individuals)	0	0	0	0.00	0.00	0	0.00
b	Bodies Corporate	0	0	0	0.00	0.00	0	0.00
c	Institutions	0	0	0	0.00	0.00	0	0.00
d	Qualified Foreign Investor	0	0	0	0.00	0.00	0	0.00
e	Any Others(Specify)	0	0	0	0.00	0.00	0	0.00
e-i		0	0	0	0.00	0.00	0	0.00
e-ii		0	0	0	0.00	0.00	0	0.00
	Sub Total(A)(2)	0	0	0	0.00	0.00	0	0.00
	Total Shareholding of Promoter and Promoter Group (A)= (A)(1)+(A)(2)	16	8184900	8184900	53.82	53.82	500000	6.11



(B)	Public shareholding							N.A
1	Institutions							
(a)	Mutual Funds/ UTI	7	318350	307950	2.09	2.09	0	
(b)	Financial Institutions / Banks	6	84686	83236	0.56	0.56	0	
(c)	Central Government/ State Government(s)	0	0	0	0.00	0.00	0	
(d)	Venture Capital Funds	0	0	0	0.00	0.00	0	
(e)	Insurance Companies	0	0	0	0.00	0.00	0	
(f)	Foreign Institutional Investors	0	0	0	0.00	0.00	0	
(g)	Foreign Venture Capital Investors	0	0	0	0.00	0.00	0	
(h)	Qualified Foreign Investor	0	0	0	0.00	0.00	0	
(i)	Any Other (specify)	0	0	0	0.00	0.00	0	
	Sub-Total (B)(1)	13	403036	391186	2.65	2.65	0	
B 2	Non-institutions							
(a)	Bodies Corporate							
	Indian Body Corporate	353	3398645	3392445	22.35	22.35		
	Foreign Body Corporate	2	1227000	850000	8.07	8.07		
(b)	Individuals							
I	Individuals -i. Individual shareholders holding nominal share capital up to Rs 1 lakh	11509	1617596	1069879	10.64	10.64		
II	ii. Individual shareholders holding nominal share capital in excess of Rs. 1 lakh.	9	307930	307930	2.02	2.02		
(c)	Qualified Foreign Investor	0	0	0	0.00	0.00		
(d)	Any Other (specify)							
(d-i)	Trusts	1	10300	10300	0.07	0.07		
(d-ii)	Non Resident Indians	81	22038	22038	0.14	0.14		
(d-iii)	Clearing Members	47	10963	10963	0.07	0.07		
(d-iv)	Hindu Undivided Families	167	25762	25362	0.17	0.17		
	Sub-Total (B)(2)	12169	6620234	5688917	43.53	43.53		
(B)	Total Public	12182	7023270	6080103	46.18	46.18	0	
	TOTAL (A)+(B)	12198	15208170	14265003	100.00	100.00	500000	3.29
(C)	Shares held by Custodians and against which Depository Receipts have been issued							
1	Promoter and Promoter Group	0	0	0	0	0.00	0.00	
2	Public	0	0	0	0	0.00	0.00	
	Sub-Total (C)	0	0	0	0	0	0	0.00
	GRAND TOTAL (A)+(B)+(C)	12198	15208170	14265003	100.00	100.00	500000	3.29



(I)(b) Statement showing holding of securities (including shares, warrants, convertible securities) of persons belonging to category "Promoter and Promoter Group"


Sr. No.	Name of the shareholder	Details of Shares held		Encumbered shares (*)			Details of warrant		Details of convertible securities		Total shares (including underlying shares assuming full conversion of warrants and convertible securities) as a % of diluted share capital
		Number of shares held	As a % of grand total (A)+(B)+(C)	No.	As a percentage	As a % of grand total (A)+(B)+(C) of sub-clause (I)(a)	Number of warrants held	As a % total number of warrants of the same class	Number of convertible securities held	As a % total number of convertible securities of the same class	
(I)	(II)	(III)	(IV)	(V)	(VI)=(V)/(III)*100	(VII)	(VIII)	(IX)	(X)	(XI)	(XII)
1	R K Garg	289084	1.90	0	0.00	0.00	0	0	0	0	0
2	Dheeraj Garg	4640228	30.51	0	0.00	0.00	0	0	0	0	0
3	Sunena Garg	3500	0.02		0.00	0.00		0	0	0	0
4	Priya Garg	37500	0.25	0	0.00	0.00	0	0	0	0	0
5	Munak Investments (p) Ltd	400	0.00	0	0.00	0.00	0	0	0	0	0
6	Malwa Chemtex Udyog Ltd	385000	2.53	0	0.00	0.00		0	0	0	0
7	S J Mercantile P Ltd	1200	0.01	0	0.00	0.00	0	0	0	0	0
8	Munak International P Ltd	2200	0.01	0	0.00	0.00		0	0	0	0
9	Steel Strips Financiers P Ltd.	20000	0.13		0.00	0.00	0	0	0	0	0
10	S S Credits P Ltd	1600	0.01	0	0.00	0.00	0	0	0	0	0
11	Steel Strips Holdings P Ltd.	120	0.00	0	0.00	0.00	0	0	0	0	0
12	Malwa Holdings P Ltd	400	0.00	0	0.00	0.00	0	0	0	0	0
13	SAB Industries Ltd.	1293686	8.51	500000	38.65	3.29	0	0		0	0
14	SAB Udyog Ltd.	1142582	7.51	0	0		0	0	0	0	0
15	Chandigarh Developers P Ltd.	2400	0.02	0	0	0.00	0	0	0	0	0
16	DHG Marketing Private Ltd.	365000	2.40	0	0	0.00	0	0	0	0	0
Total		8184900	53.82	500000	6.11	3.29	0	0	0	0	0

(*) The term "encumbrance" has the same meaning as assigned to it in regulation 28(3) of the SAST Regulations, 2011



(I)(c)(i) Statement showing holding of securities (including shares, warrants, convertible securities) of persons belonging category "Public" and holding more than 1% of the total number of shares

Sr. No.	Name of the shareholder	Number of shares held	Shares as a percentage of total number of shares {i.e., Grand Total (A)+(B)+(C) indicated in Statement at para (I)(a) above}	Details of warrants		Details of convertible securities		Total shares (including underlying shares assuming full conversion of warrants and convertible securities) as a % of diluted share capital
				Number of warrants held	As a % total number of warrants of the same class	Number of convertible securities held	% w.r.t total number of convertible securities of the same class	
1	Bloomen Flora Ltd	489316	3.22		0	0	0	0
2	DSP Blackrock Micro Cap Fund	297550	1.96		0	0	0	0
3	Priya Tools Ltd.	526874	3.46		0	0	0	0
4	SCM Fintrade P Ltd.	487691	3.21	0	0	0	0	0
5	Kalimati Investment Pvt. Ltd.	1255856	8.26	0	0	0	0	0
6	Sumitomo Metal Industries Ltd.	850000	5.59	0	0	0	0	0
7	RSM Metals Ltd	161663	1.06	0	0	0	0	0
8	GS Global Corp.	377000	2.48	0	0	0	0	0
TOTAL		4445950	29.23	0	0	0	0	0



(D)(-)(ii) Statement showing holding of securities (including shares, warrants, convertible securities) of persons (together with PAC) belonging to the category "Public" and holding more than 5% of the total number of shares of the company

Sr. No.	Name(s) of the shareholder(s) and the Persons Acting in Concert (PAC) with them	Number of shares	Shares as a percentage of total number of shares {i.e., Grand Total (A)+(B)+(C) indicated in Statemen	Details of warrants		Details of convertible securities		Total shares (including underlying shares assuming full conversion of warrants and convertible securities) as a % of diluted share capital
				Number of warrants	As a % total number of warrants of the same class	Number of convertible securities held	% w.r.t total number of convertible securities of the same class	
1	Kalimati Investment Pvt. Ltd.	1255856	8.26	0	0	0	0	0
2	Sumitomo Metal Industries Ltd.	850000	5.59	0	0	0	0	0
TOTAL		2105856	13.85	0	0	0	0	0



(I)(d) Statement showing details of locked-in shares


Sr. No.	Name of the shareholder	Number of locked-in shares	Locked-in shares as a percentage of total number of shares {i.e., Grand Total (A)+(B)+(C) indicated in Statement at para (I)(a) above}
1	Dheeraj Garg	550000	3.62
2	R.K.Garg	289084	1.90
3	DHG Marketing Private Ltd.	365000	2.40
TOTAL		1204084	7.92



(II) Statement showing details of Depository Receipts

(a) (DRs)

Sr. No.	Type of outstanding DR (ADRs, GDRs, SDRs, etc.)	Number of outstanding DRs	Number of shares underlying outstanding DRs	Shares underlying outstanding DRs as a percentage of total number of shares {i.e., Grand Total (A)+(B)+(C) indicated in Statement at para (I)(a) above}
1	N.A	N.A	N.A	N.A
2				
3				
TOTAL		N.A	N.A	N.A



(II)(b) Statement showing holding of Depository Receipts (DRs), where underlying shares held by "promoter/promoter group" are in excess of 1% of the total number of shares

Sr. No.	Name of the DR Holder	Type of outstanding DR (ADRs, GDRs, SDRs, etc.)	Number of shares underlying outstanding DRs	Shares underlying outstanding DRs as a percentage of total number of shares {i.e., Grand Total (A)+(B)+(C) indicated in Statement at para (I)(a) above}
1	N.A	N.A	N.A	N.A
2				
TOTAL		N.A	N.A	N.A

