

Introductory sub-table (I)(a)

Name of the Company: STEEL STRIPS WHEELS LIMITED			
Scrip Code, Name of the scrip, class of security: 513262, SSWL, EQUITY			
QUARTER ENDING: 31.12.2013			
Partly paid-up shares:-	No. of partly paid-up shares	As a % of total no. of partly paid-up shares	As a % of total no. of shares of the company
Held by promoter/promoter group	0	0	0
Held by public	0	0	0
Total - D	0	0	0
Outstanding convertible securities:-	No. of outstanding securities	As a % of total no. of outstanding convertible securities	As a % of total no. of shares of the company, assuming full conversion of the convertible securities
Held by promoter/promoter group	0	0	0
Held by public	0	0	0
Total - E	0	0	0
Warrants:-	No. of warrants	As a % of total no. of warrants	As a % of total no. of shares of the company, assuming full conversion of warrants
Held by promoter/promoter group	0	0	0
Held by public	0	0	0
Total - F	0	0	0
Total paid-up capital of the company, assuming full conversion of warrants and convertible securities (Grand	15208170	0	0

For Steel Strips Wheels Ltd.

 Dy. G. M. Kum Company Secretary

Statement Showing Shareholding Pattern								
Category code	Category of Shareholder	Number of Shareholders	Table I(a)		Total shareholding as a percentage of total number of shares		Shares Pledged or otherwise encumbered	
			Total number of shares	Number of shares held in dematerialized form	As a percentage of (A+B) ¹	As a percentage of (A+B+C)	Number of shares	As a percentage
			(IV)	(V)	(VI)	(VII)	(VIII)	(IX) = (VIII)/(IV)*100
(A)	Shareholding of Promoter and Promoter Group²							
1	Indian							
(a)	Individuals/ Hindu Undivided Family	4	4970312	4970312	32.68	32.68	0	0.00
(b)	Central Government/ State Government(s)	0	0	0	0.00	0.00	0	0.00
(c)	Bodies Corporate	12	3629664	3629664	23.87	23.87	500000	13.78
(d)	Financial Institutions/ Banks	0	0	0	0.00	0.00	0	0.00
(e)	Any Others(Specify)	0	0	0	0.00	0.00	0	0.00
(e-i)		0	0	0	0.00	0.00	0	0.00
(e-ii)		0	0	0	0.00	0.00	0	0.00
	Sub Total(A)(1)	16	8599976	8599976	56.55	56.55	500000	5.81
2	Foreign							
a	Individuals (Non-Residents Individuals/ Foreign Individuals)	0	0	0	0.00	0.00	0	0.00
b	Bodies Corporate	0	0	0	0.00	0.00	0	0.00
c	Institutions	0	0	0	0.00	0.00	0	0.00
d	Qualified Foreign Investor	0	0	0	0.00	0.00	0	0.00
e	Any Others(Specify)	0	0	0	0.00	0.00	0	0.00
e-i		0	0	0	0.00	0.00	0	0.00
e-ii		0	0	0	0.00	0.00	0	0.00
	Sub Total(A)(2)	0	0	0	0.00	0.00	0	0.00
	Total Shareholding of Promoter and Promoter Group (A)= (A)(1)+(A)(2)	16	8599976	8599976	56.55	56.55	500000	5.81

For Steel Steps Wheels Ltd.

Dy. G.M. - Cash Company Secretary

(B)	Public shareholding							N.A
1	Institutions							
(a)	Mutual Funds/ UTI	4	10400	0	0.07	0.07	0	
(b)	Financial Institutions / Banks	6	84686	83236	0.56	0.56	0	
(c)	Central Government/ State Government(s)	0	0	0	0.00	0.00	0	
(d)	Venture Capital Funds	0	0	0	0.00	0.00	0	
(e)	Insurance Companies	0	0	0	0.00	0.00	0	
(f)	Foreign Institutional Investors	0	0	0	0.00	0.00	0	
(g)	Foreign Venture Capital Investors	0	0	0	0.00	0.00	0	
(h)	Qualified Foreign Investor	0	0	0	0.00	0.00	0	
(i)	Any Other (specify)	0	0	0	0.00	0.00	0	
	Sub-Total (B)(1)	10	95086	83236	0.63	0.63	0	
B 2	Non-institutions							
(a)	Bodies Corporate							
	Indian Body Corporate*	322	3202744	3196544	21.06	21.06		
	Foreign Body Corporate	2	1227000	850000	8.07	8.07		
(b)	Individuals							
I	Individuals -i. Individual shareholders holding nominal share capital up to Rs 1 lakh	11113	1704079	1170611	11.21	11.21		
II	ii. Individual shareholders holding nominal share capital in excess of Rs. 1 lakh.	10	286105	286105	1.88	1.88		
(c)	Qualified Foreign Investor	0	0	0	0.00	0.00		
(d)	Any Other (specify)							
(d-i)	Trusts	1	10300	10300	0.07	0.07		
(d-ii)	Non Resident Indians	77	38175	38175	0.25	0.25		
(d-iii)	Clearing Members	46	11809	11809	0.08	0.08		
(d-iv)	Hindu Undivided Families	181	32896	32496	0.22	0.22		
	Sub-Total (B)(2)	11752	6513108	5596040	42.83	42.83		
(B)	Total Public	11762	6608194	5679276	43.45	43.45	0	
	TOTAL (A)+(B)	11778	15208170	14279252	100.00	100.00	500000	3.29
(C)	Shares held by Custodians and against which Depository Receipts have been issued							
1	Promoter and Promoter Group	0	0	0	0	0.00	0.00	
2	Public	0	0	0	0	0.00	0.00	
	Sub-Total (C)	0	0	0	0	0	0	0.00
	GRAND TOTAL (A)+(B)+©	11778	15208170	14279252	100.00	100.00	500000	3.29



For Steel Strips Wheels Ltd.

 G.M. Company Secretary

(I)(b) Statement showing holding of securities (including shares, warrants, convertible securities) of persons belonging to category "Promoter and Promoter Group"

Sr. No.	Name of the shareholder	Details of Shares held		Encumbered shares (*)			Details of warrant		Details of convertible securities		Total shares (including underlying shares assuming full conversion of warrants and convertible securities) as a % of diluted share capital
		Number of shares held	As a % of grand total (A)+(B)+(C)	No.	As a percentage	As a % of grand total (A)+(B)+(C) of sub-clause (I)(a)	Number of warrants held	As a % total number of warrants of the same class	Number of convertible securities held	As a % total number of convertible securities of the same class	
(I)	(II)	(III)	(IV)	(V)	(VI)=(V)/(III)*100	(VII)	(VIII)	(IX)	(X)	(XI)	(XII)
1	R K Garg	289084	1.90	0	0.00	0.00	0	0	0	0	0
2	Dheeraj Garg	4640228	30.51	0	0.00	0.00	0	0	0	0	0
3	Sunena Garg	3500	0.02		0.00	0.00		0	0	0	0
4	Priya Garg	37500	0.25	0	0.00	0.00	0	0	0	0	0
5	Munak Investments (p) Ltd	400	0.00	0	0.00	0.00	0	0	0	0	0
6	Malwa Chemtex Udyog Ltd	385000	2.53	0	0.00	0.00		0	0	0	0
7	S J Mercantile P Ltd	1200	0.01	0	0.00	0.00	0	0	0	0	0
8	Munak International P Ltd	2200	0.01	0	0.00	0.00		0	0	0	0
9	Steel Strips Financiers P Ltd.	20000	0.13		0.00	0.00	0	0	0	0	0
10	S S Credits P Ltd	1600	0.01	0	0.00	0.00	0	0	0	0	0
11	Steel Strips Holdings P Ltd.	120	0.00	0	0.00	0.00	0	0	0	0	0
12	Malwa Holdings P Ltd	400	0.00	0	0.00	0.00	0	0	0	0	0
13	SAB Industries Ltd.	1314187	8.64	500000	38.05	3.29	0	0		0	0
14	SAB Udyog Ltd.	1142582	7.51	0	0		0	0	0	0	0
15	Chandigarh Developers P Ltd.*	396975	2.61	0	0	0.00	0	0	0	0	0
16	DHG Marketing Private Ltd.	365000	2.40	0	0	0.00	0	0	0	0	0
Total		8599976	56.55	500000	5.81	3.29	0	0	0	0	0

(*) The term "encumbrance" has the same meaning as assigned to it in regulation 28(3) of the SAST Regulations, 2011

For Steel Strips Wheels Ltd.

 By,  Company Secretary

(I)(c)(i) **Statement showing holding of securities (including shares, warrants, convertible securities) of persons belonging category "Public" and holding more than 1% of the total number of shares**

Sr. No.	Name of the shareholder	Number of shares held	Shares as a percentage of total number of shares {i.e., Grand Total (A)+(B)+(C) indicated in Statement at para (I)(a) above}	Details of warrants		Details of convertible securities		Total shares (including underlying shares assuming full conversion of warrants and convertible securities) as a % of diluted share capital
				Number of warrants held	As a % total number of warrants of the same class	Number of convertible securities held	% w.r.t total number of convertible securities of the same class	
1	Bloomen Flora Ltd	489316	3.22		0	0	0	0
2	Priya Tools Ltd.	526874	3.46		0	0	0	0
3	SCM Fintrade P Ltd.	487691	3.21	0	0	0	0	0
4	Kalimati Investment Co. Ltd.	1255856	8.26	0	0	0	0	0
5	Sumitomo Metal Industries Ltd.	850000	5.59	0	0	0	0	0
6	GS Global Corp.	377000	2.48	0	0	0	0	0
TOTAL		3986737	26.21	0	0	0	0	0

For Steel Steels Wheels Ltd.

 Dy. General Company Secretary

(I)(c)(ii) Statement showing holding of securities (including shares, warrants, convertible securities) of persons (together with PAC) belonging to the category "Public" and holding more than 5% of the total number of shares of the company

Sr. No.	Name(s) of the shareholder(s) and the Persons Acting in Concert (PAC) with them	Number of shares	Shares as a percentage of total number of shares {i.e., Grand Total (A)+(B)+(C) indicated in Statemen	Details of warrants		Details of convertible securities		Total shares (including underlying shares assuming full conversion of warrants and convertible securities) as a % of diluted share capital
				Number of warrants	As a % total number of warrants of the same class	Number of convertible securities held	% w.r.t total number of convertible securities of the same class	
1	Kalimati Investment Co. Ltd.	1255856	8.26	0	0	0	0	0
2	Sumitomo Metal Industries Ltd.	850000	5.59	0	0	0	0	0
TOTAL		2105856	13.85	0	0	0	0	0

For Steel Strips Wheels Ltd.

 Dy. Company Secretary

(I)(d) Statement showing details of locked-in shares

Sr. No.	Name of the shareholder	Number of locked-in shares	Locked-in shares as a percentage of total number of shares {i.e., Grand Total (A)+(B)+(C) indicated in Statement at para (I)(a) above}
1	DHG Marketing Private Ltd.	365000	2.40
TOTAL		365000	2.40


For Steel Strips Whesis Ltd.


Dy. Company Secretary

Statement showing holding of Depository Receipts (DRs), where underlying shares held by "promoter/promoter group" are in excess of 1% of the total number of shares

Sr. No.	Name of the DR Holder	Type of outstanding DR (ADRs, GDRs, SDRs, etc.)	Number of shares underlying outstanding DRs	Shares underlying outstanding DRs as a percentage of total number of shares {i.e., Grand Total (A)+(B)+(C) indicated in Statement at para (I)(a) above}
1	N.A	N.A	N.A	N.A
2				
TOTAL		N.A	N.A	N.A

For Steel Strips Wheels Ltd.

Dy. G.M.  Company Secretary

(II) Statement showing details of Depository Receipts

(a) (DRs)

Sr. No.	Type of outstanding DR (ADRs, GDRs, SDRs, etc.)	Number of outstanding DRs	Number of shares underlying outstanding DRs	Shares underlying outstanding DRs as a percentage of total number of shares {i.e., Grand Total (A)+(B)+(C) indicated in Statement at para (I)(a) above}
1	N.A	N.A	N.A	N.A
2				
3				
TOTAL		N.A	N.A	N.A

For Steel Strips Wheel & Ltd.

Company Secretary