





Steel Strips Wheels Limited





PRODUCT CATALOGUE


OTR WHEELS

1		WHEEL SIZE	WHEEL PART NO.	P.C.D. (mm) x N	OFFSET (mm)	BORE DIA. (mm)	WHEEL WT. (kg)
		6.00G-16	TW-204A	203.2x8	48	Φ152.4	26.5


2		WHEEL SIZE	WHEEL PART NO.	P.C.D. (mm) x N	OFFSET (mm)	BORE DIA. (mm)	WHEEL WT. (kg)
		6.00G-16	TW-160C	205x6	8	Φ161	22.9


3		WHEEL SIZE	WHEEL PART NO.	P.C.D. (mm) x N	OFFSET (mm)	BORE DIA. (mm)	WHEEL WT. (kg)
		10.00/1.5-25 (SPLIT WHEEL)	TA-56A	335x10	8	Φ280	72.3


4		WHEEL SIZE	WHEEL PART NO.	P.C.D. (mm) x N	OFFSET (mm)	BORE DIA. (mm)	WHEEL WT. (kg)
		10.00/1.5-25 (SPLIT WHEEL)	TA-489	335x10	8	Φ289.5	71.7

5		WHEEL SIZE	WHEEL PART NO.	P.C.D. (mm) x N	OFFSET (mm)	BORE DIA. (mm)	WHEEL WT. (kg)
		W15Lx28	TA-491	335x10	60	Φ289.5	65

OTR WHEELS

6		WHEEL SIZE	WHEEL PART NO.	P.C.D. (mm) x N	OFFSET (mm)	BORE DIA. (mm)	WHEEL WT. (kg)
		W15Lx28	TA-56B	335x5	60	Φ290	65

7		WHEEL SIZE	WHEEL PART NO.	P.C.D. (mm) x N	OFFSET (mm)	BORE DIA. (mm)	WHEEL WT. (kg)
		W15Lx28	TA-119A	335x10	26.95	Φ280	65.2

8		WHEEL SIZE	WHEEL PART NO.	P.C.D. (mm) x N	OFFSET (mm)	BORE DIA. (mm)	WHEEL WT. (kg)
		11.25-21/2.0	TA-070	335x10	141	Φ281	100